



District Report Card: 2017


State: Delhi	District: West Delhi
Class: 5	Subject: Language
Schools: 61	Students: 1262


Participation/Coverage


Students

<div>GENDER</div> <div></div>	Boys				Girls			
	Number		%		Number		%	
	586		46.43		676		53.57	

<div>AREA</div> <div></div>	Rural				Urban			
	Number		%		Number		%	
	177		14.03		1085		85.97	

<div>CATEGORY</div> <div></div>	SC		ST		OBC		GEN	
	Number	%	Number	%	Number	%	Number	%
	160	12.68	4	0.32	69	5.47	1029	81.54

<div>CWSN</div> <div></div>	LD	VI	HI	S&LD	ID	Oth
	1	2	0	0	0	7

<div>Management</div> <div></div>	Government			Government-aided		
	Number		%	Number		%
	1235		97.86	27		2.14

Average Performance of Students in Language (%)

Overall	Gender		Area		Management		Social Group			
	Male	Female	Rural	Urban	Govt.	Aided	SC	ST	OBC	GEN
53.18	52.37	53.89	56.23	52.68	53.38	44.20	47.71	40.00	50.92	54.23

Performance on Learning Outcomes (LOs)

Learning Outcomes	Description	Average Performance(%)
L504	Reads and comprehends independently storybooks, news items/ headlines, advertisements etc.	48.73
L508	Reads text with comprehension, locates details and sequence of events	55.40

Range of Performance of Students who Answered Correctly							
Below 30%		30% - 50%		50% - 75%		Above 75%	
Number	%	Number	%	Number	%	Number	%
206	16.32	381	30.19	463	36.69	212	16.80

Lowest Performing Learning Outcomes (LOs)

- 1 - Reads and comprehends independently storybooks, news items/ headlines, advertisements etc. (48.73)
- 2 - Reads text with comprehension, locates details and sequence of events (55.40)